

Grays Harbor State of the Workforce

William Westmoreland
PacMtn CEO



One-Workforce

An aligned, flexible, and streamlined local-driven system of workforce development services and programs that bring all partners together with a shared goal of:

- enhancing service delivery,
- leveraging all available resources to help job seekers overcome their barriers, and;
- achieve economic self-sufficiency and mobility for workers and business.



Grays Harbor County Labor Market

- National Unemployment: 3.7%
- State Unemployment: 4.1%
- Grays Harbor: 4.8%
- Population: 77,038
- Households: 29,319 (2.4 people per)
- Median household income: \$53,615
- Prime age workforce rate: 51% (64% state average)



Who is **ALICE**?

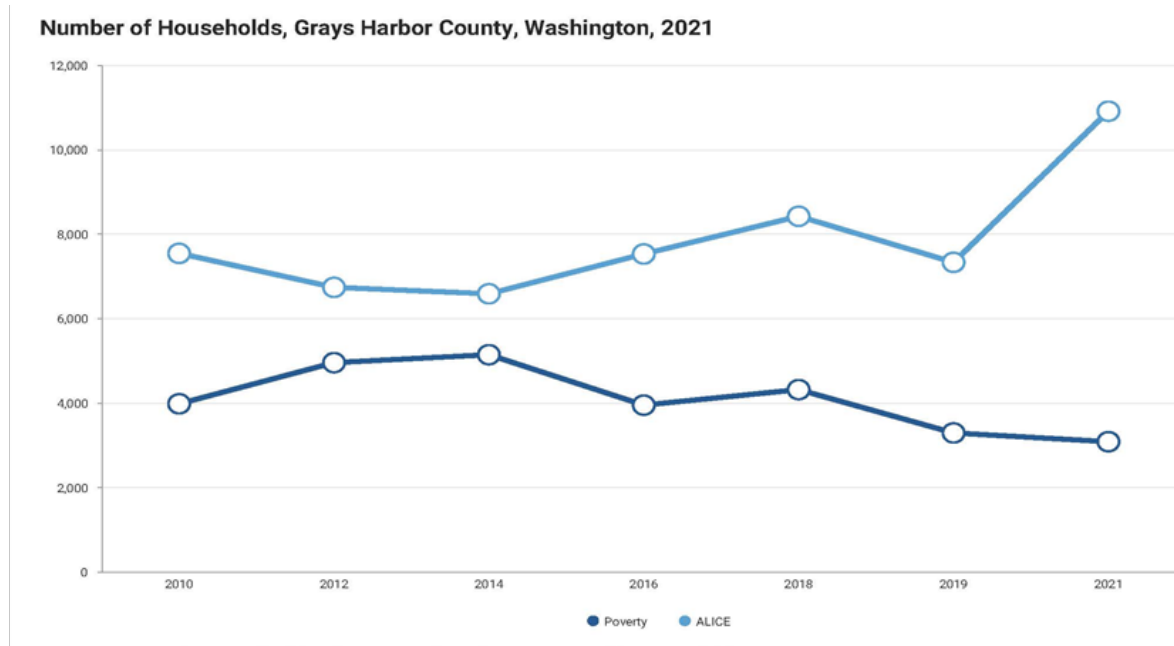
Asset **L**imited, **I**ncome **C**onstrained, **E**mployed

- Households that earn more than the Federal Poverty Level, but less than the basic cost of living for the county.
- While conditions have improved for some households, many continue to struggle, especially as wages fail to keep pace with the rising cost of household essentials (housing, child care, food, transportation, health care, and a basic smart phone plan).
- Households below the ALICE Threshold – ALICE plus those in poverty – Can't afford the essentials.



Grays Harbor ALICE Households

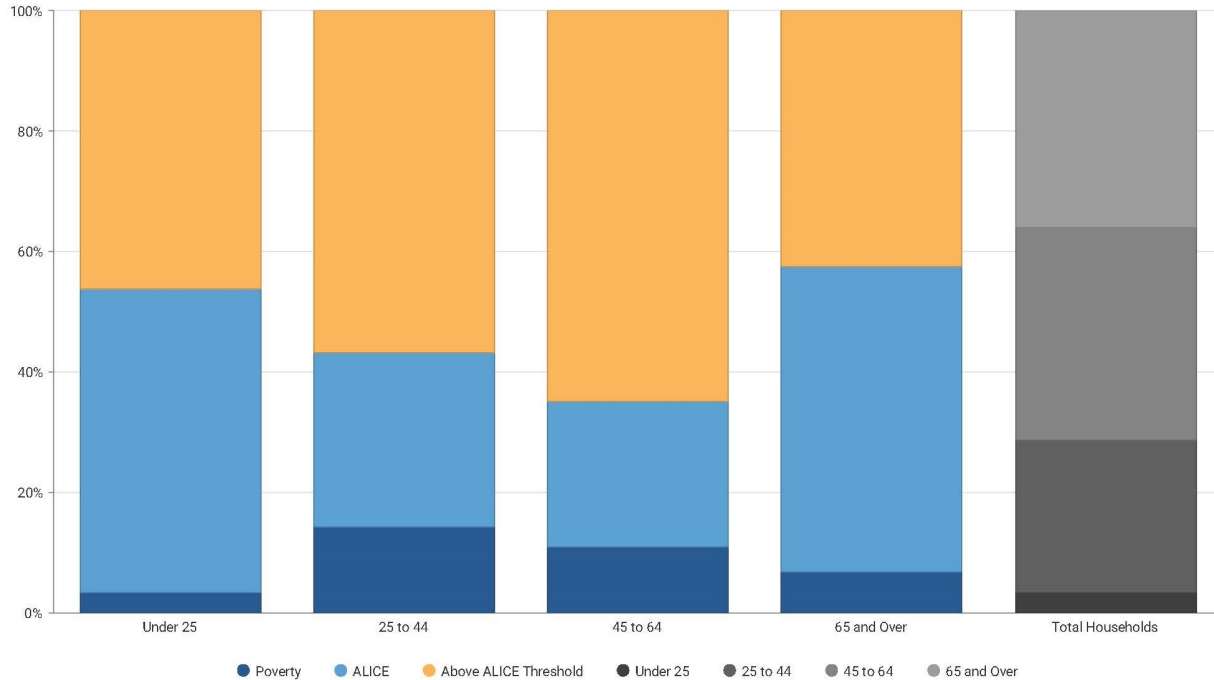
- ALICE Households: 36% or 1/3 of the Grays Harbor population





Grays Harbor ALICE Households by Age

Households by Age, Grays Harbor County, Washington, 2021

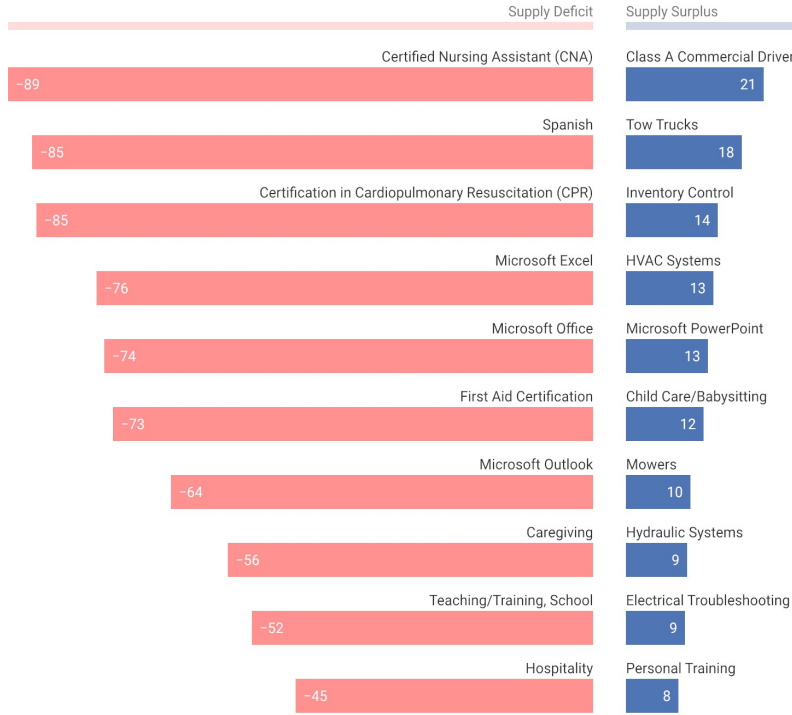




Grays Harbor Training and Education Rates

Skill Gaps

Total - All Occupations, Grays Harbor County, Washington



Source: JobsEQ®
Data as of 2022Q4, openings and candidate sample compiled in August 2021



Highschool Graduation Rate: 90%



Bachelor Degree or Higher Rate: 16.3%